



Transforming the Care of Seriously Ill Patients

Your Guide to Improve Outcomes and Ensure Profitability



Table of Contents

Introduction	3
Turn rich data into actionable insights	4
Get insights from our at-a-glance Face Sheet	5
Drive appropriate care pathways	6
Know when patients are ready for palliative care	7
Evaluate specialists & network facilities	8
Automate referrals for more responsive care	9
Strengthen your bottom line	10
Take care of your practice	11

With Acclivity's data-inspired Connected Care Platform, you can ensure your seriously ill patients receive the best care, at the right time, in the right care setting — and that your practice meets or exceeds the success criteria in your value-based care contracts.

As a primary care provider, you're constantly challenged to manage the fluctuating needs of your seriously ill population. As you transition from fee-for-service network contracts to value-based contracts, you must also focus on quality-of-care measurements, patient cost containment, and patient satisfaction.

No matter how well you chart, your EHR can't give you all the details that affect your patients' health and prognosis or let you know which patients will develop serious illnesses and hit peak utilization within the next year. You may feel you're playing catch up, focusing on the top 5% to 10% of patients who needed your attention last year, only to realize their health conditions are under control and they've returned to a more normal rate of utilization. With limited staff and resources, you may have no idea how to use your available resources in the most effective and efficient way.

Our data-driven solutions can transform your practice from one that is getting by today, relying on fee-for-service payments, to one that will truly thrive with the value-based payment models of today and tomorrow.

ACCLIVITY WAS DESIGNED TO:

1

Identify those patients that are heading up the high-risk curve.

2

Provide you with actionable insights for use during each patient visit.

3

Alert you when patients need to transition to a different level of care.

4

Help you monitor the quality and cost metrics of your risk contracts.

5

Provide you with operational workflows and utilization reports.





Turn rich data into actionable knowledge

Serious illness is debilitating, but with effective care management, you can help your patients retain a good quality of life for many years to come.

PREDICT PROSPECTIVE UTILIZATION BEFORE IT OCCURS

View a clinical summary for all the patients in your practice, review predictive analytics for individual patients, and gain insights that help you predict the resources you'll need to manage your patients' care over the next year. Acclivity reports tell you when patients need to be scheduled for annual wellness visits and screenings. They also show key health and risk indicators, including a life expectancy prognosis from 3 to 12 months, hospitalization and re-hospitalization risk, frailty flags, psychosocial needs, and current oncological treatment.

The screenshot displays the Acclivity Health web application interface. At the top, there is a navigation bar with tabs for Home, Referral, Profile, My Calendar, Care Coordinators, Report, QA Report, Analytics, Admin, and OPS Admin. The main content area is divided into several sections:


- Patient Information:** Includes fields for Patient ID (HN*** NS***), Current Status (Active), Date of Birth (02/19/1942 (80Y)), Sex (M), and Ethnicity (White).
- Medical History:** Lists conditions such as CAR03 Ischemic heart disease (excluding acute myocardial infarction) and REN01 Chronic renal failure.
- Matrixes:** A section for filtering data by Age (62.90), Demographic (City, State, U.S., All), Gender (Same, Both, All), and Race (Same, All). The selected population is 11443.
- Life Expectancy:** A section with a pie chart and a legend for Probability Range: AHS-M3 -.
- Navigation:** A bottom navigation bar with tabs for Face Sheet, Summary, Medical Info, Docs, LQI, Consultation, Calendar, Outreach, Patient Engagement, Primary Contact, and E-Visit.

Get the insights you need from our at-a-glance Face Sheet

Acclivity is the only platform for serious illness management that complements the data in your EHR with up to three years of Medicare FFS patient claims history through Data at the Point of Care (DPC). By utilizing the power of artificial intelligence, Acclivity turns patient data aggregated from multiple sources into automated, actionable feedback that is displayed in a customized At-a-Glance face sheet for use at the point of care. With a 360° view of each patient's complete medical journey, you know immediately where to put your focus for this appointment.

THE FACE SHEET INCLUDES:

- Patient profile
- ED & In-Patient claims and risk scores
- Alerts and recommended actions, including when patient becomes palliative or hospice eligible
- HCC summary of expired and expiring conditions that need review and recoding
- Frailty flags and suspected conditions
- Admission/readmission indicators
- Status of referrals
- Specialist visits



Patient Name: Ns***, Hn****

DOB: 02/19/1942 **Appt Date:** None
Payor Name: WMV***** **Scheduled PCP:** Mj*****
Last PCP Visit: Esj***** **AWV Status:** Current

Patient Profile			
Medical Costs (Last 12 months)	ER, IP & OP Hospitalizations (Last 12 months)	Risk Score	
Professional: \$1,544.53	ER Discharges: 0	Current HCC Conn Score:	1.426
Institutional: \$245.76	Office Visits: 11	Probability of High Util:	5%
Pharmacy: \$156.82	IP Hospitalizations: 0	Probability of Hosp Admit:	20%
Total Expenses: \$1,947.11	Total Visits: 11	Probability of Hosp Readmit:	1%

HCC Summary - PLEASE ADDRESS AND RECODE ACCORDINGLY						
DX Code	Description	HCC	Description	Assigned Provider	Date	RAF Score
Lost (Older than 12 Months)						
I209	Angina pectoris, unspecified	HCC88	Angina Pectoris	Esj*****	10/14/2020	0.135
Existing (2020-11-01 to 2021-10-31)						
E1165	Type 2 diabetes mellitus with hyperglycemia	HCC18	Diabetes with Chronic Complications	A-c*****	03/17/2021	0.302
I4891	Unspecified atrial fibrillation	HCC96	Specified Heart Arrhythmias	A-c*****	06/17/2021	0.268
J449	Chronic obstructive pulmonary disease, unspecified	HCC111	Chronic Obstructive Pulmonary Disease	A-c*****	06/17/2021	0.335
N183	Chronic kidney disease, stage 3 (moderate)	HCC138	Chronic Kidney Disease, Moderate (Stage 3)	Zzy*****	08/03/2020	0.069

Suspected Condition: (Ia w/o ICD Code)
 Persistent Asthma

Patient Utilization			
ED		InPatient	
ED visits last 12 mths:	0	IP Admits last 12 mths:	0

ENS - no claims			
ED		InPatient	
ED Visits last 12 mths:	0	IP Admits last 12 mths:	0

Palliative Performance Scale
 PPS Score: 60%

Ambulation: Reduced (70%) **Intake:** Normal (100%)
Activity & Evidence of Disease: Normal activity & work - Some evidence of disease (80%) **Self-Care:** Occasional assistance necessary (80%)
Conscious Level: Full (100%)

acclivityhealth.com

AHS - hn****

Help Acclivity Primary Care Product Change Role Logout

Patient IDs:	Assigned Provider:	MD*****
Acclivity ID:	Care Manager:	
FL*****:	Previous Referral:	
FFS*****:	Program Type:	MSSP ACO PCF - 232*****
PCF*****:		
Life Quality Index:		No Result

Life Expectancy

Probability Range : AHS-M3 -

State: U.S. All

Both: All

All: All

Update


Clinical Benchmarking See All



Drive appropriate care pathways

Clinical summaries help you right-size care for seriously ill patients and optimize your care management resources. Quickly determine which patients need to be seen immediately for care management interventions, which ones are eligible for annual wellness visits or screenings, and which need monitoring to prevent unnecessary utilization. The Care Management List prioritizes the top 1,000 patients with the probability of high total care costs over the next year and who needs intervention before their expenses escalate.

Getting patients the right care in the right care setting not only reduces utilization and costs, but also improves outcomes and increases your opportunity for bonus payments from the value-based contracts you have. Acclivity integrates seamlessly with health plans, out-patient, home health, and hospice programs.



The Care Management List prioritizes the top 1,000 patients with the probability of high total care costs.

stage.acclivityhealth.com

Acclivity HEALTH Home Referral Profile My Calendar Care Coordinators Report QA Report Analytics Admin OPS Admin Help Acclivity Primary Care Product Change Role Logout

Raw Data Summary Practice List Provider List Advanced Analytics HCC Report Insight Report PMPM Report Contract Mgmt Care Management List

Organization ID: All selected (22) PCP: All selected (146) Apply

Rolling 12 months claims history

Show 7 Rows CSV Excel Print Column visibility Query Filters() Format Search:

First Name	Last Name	Age	Organization ID	Program Type	Payor	PCP Name	Total Cost	Probability of High Total Cost	Probability of IP Hospitalization	Unique Provider Count	Total Rx Gaps	Hospital Dominant Morbidity Types	Frailty Flag	Chronic Condition Count	Asthma - Persistent	Back Pain - Lower	Bipolar Disorder	Congestive Heart Failure	COPD	Chronic Renal Failure	Depression	Diabetes
da***	ir***	62	ERS***** - FE942EFE ies***** - EFE647A3	Not Found	are*****	DO*****	\$78,844	95%	52%	2	0	4	N	12	NP	ICD	NP	NP	NP	ICD	ICD	NP
sa***	er***	63	ies***** - EFE647A3 ter***** - 60573961	MSSP ACO	FFS*****	LER*****	\$117,874	95%	73%	1	6	7	Y	17	NP	NP	NP	TRT	ICD	BTH	NP	ICD
ey***	ma***	82	are***** - 808E577B ERS***** - FE942EFE LLE***** - EF1390B0	MSSP ACO	FFS*****	DO*****	\$111,265	95%	72%	7	0	5	N	10	NP	NP	NP	ICD	NP	BTH	NP	TRT
er***	rk***	72	ERS***** - FE942EFE	MSSP ACO PCF -	FS*****	DO*****	\$187,745	95%	88%	16	0	7	Y	21	NP	NP	NP	TRT	ICD	BTH	NP	TRT
on***	on***	37	ERS***** - FE942EFE	MSSP ACO	FFS*****	MD*****	\$159,063	95%	47%	9	1	8	N	11	NP	ICD	NP	NP	NP	BTH	NP	NP
SE***	NA***	52	ERS***** - FE942EFE	MSSP ACO	FFS*****	DO*****	\$231,113	95%	93%	13	3	8	Y	30	ICD	ICD	TRT	TRT	ICD	BTH	TRT	TRT
rd***	en***	46	ter***** - 60573961	Not Found	tB*****	MD*****	\$107,477	95%	75%	2	0	9	Y	23	NP	ICD	TRT	ICD	NP	BTH	ICD	ICD

First Name Last Name Age Organization ID Program Type Payor PCP Name Total Cost Probability of High Total Cost Probability of IP Hospitalization Unique Provider Count Total Rx Gaps Hospital Dominant Morbidity Types Frailty Flag Chronic Condition Count Asthma - Persistent Back Pain - Lower Bipolar Disorder Congestive Heart Failure COPD Chronic Renal Failure Depression Diabetes

Know when patients are ready for palliative care

If you are unsure whether a patient qualifies for palliative or hospice care, Acclivity analyzes your patients' full medical, social, and emotional profiles, and determines their readiness and qualification for these services. Further improve your confidence when making a home health, palliative, or hospice referral by viewing Palliative Performance Scale and mortality risk scores together along with the conditions affecting each patient's rating.

2020-11-01 to 2021-10-31

PPS Score	Total Patient Count	Referral Opportunity	Total Cost
20%	18	17	→
30%	200	190	→
40%	800	715	→
50%	2,101	1,734	→
10% - 50%	3,119	2,656	→





Evaluate specialists & network facilities

Acclivity aggregates information you can use to evaluate the specialists and facilities in your network and ensure that when you refer to them, they will provide reliable, high-quality, and affordable care. You not only improve the experience for your patients but also control costs that affect the metrics used in value-based contracts to compensate your practice.



Control costs that affect the metrics used in value-based contracts.

The screenshot displays the Acclivity Health web application interface. The browser address bar shows 'stage.acclivityhealth.com'. The navigation menu includes: Raw Data Summary, Practice List, Provider List, Advanced Analytics, HCC Report, Insight Report, PMPM Report, Contract Mgmt, Care Management List, and Network Analysis - Institutional. The current page is titled '30% - C3 Summary Report' and features a 'Rolling 12 months claims history' button.

The main content area shows 'All - Institutional Network Analysis' with a dropdown menu for 'Contract: MSSP ACO'. Below this are tabs for 'Show 7 Rows', 'CSV', 'Excel', 'Print', 'Column visibility', 'Query', 'Filters(0)', and 'Format'. A search bar is also present.

Type of Service	Rank	Mbr Cnt	Total Paid	Avg Risk	Risk Clms/Mbr	Risk \$/Mbr	Risk \$/Clim	Risk IP	Risk ED	Risk OP	\$/Mbr	\$/Clim	Action
Outpatient	1	2,184	\$5,278,091	9.90	0.37	\$244	\$66	0.04	0.06	3.39	\$2,417	\$655	
Inpatient	2	539	\$11,189,730	20.89	0.08	\$994	\$599	0.07	0.04	1.79	\$20,760	\$12,516	
HHA	3	334	\$1,270,869	19.36	0.14	\$197	\$73	0.07	0.05	1.92	\$3,805	\$1,406	
SNF - Non Swing	4	121	\$1,758,504	24.44	0.09	\$595	\$263	0.07	0.05	1.19	\$14,533	\$6,418	
Hospice	5	71	\$667,897	21.77	0.11	\$432	\$183	0.06	0.03	0.55	\$9,407	\$3,976	

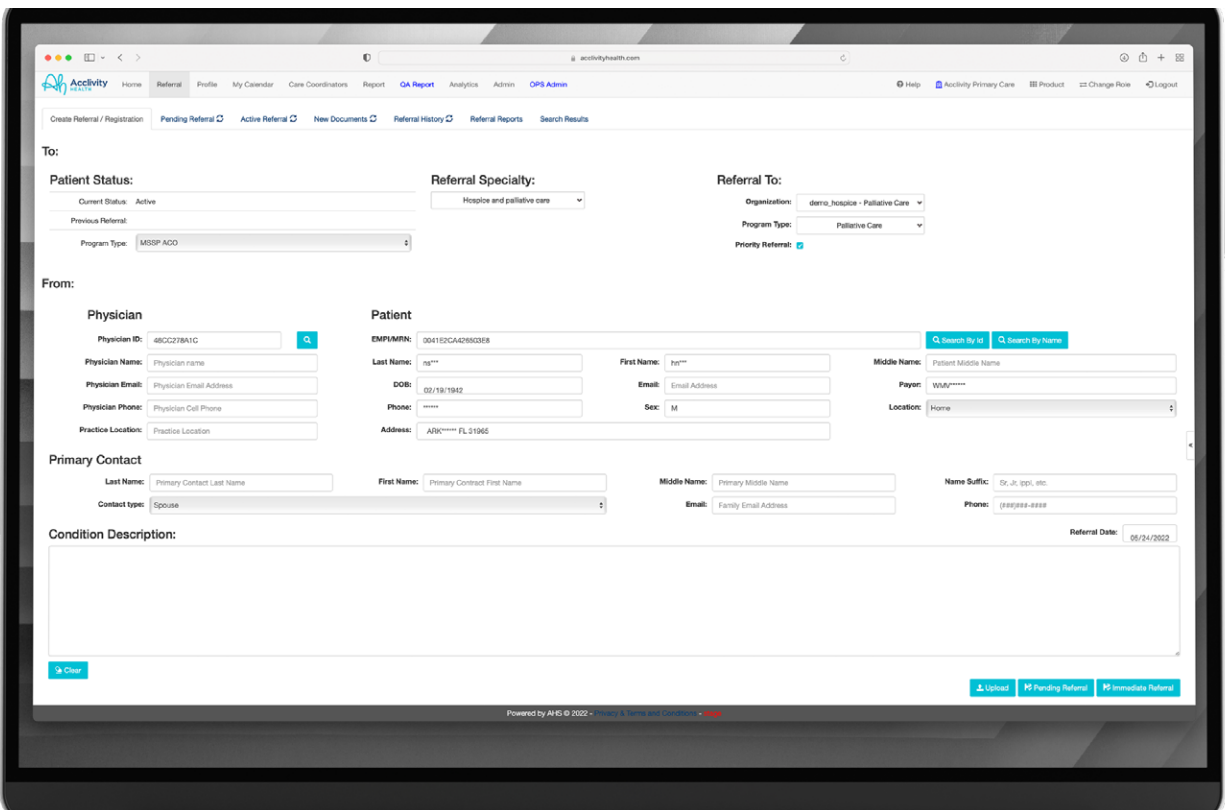
Showing 1 to 5 of 5 entries

Navigation: Previous 1 Next

Clims/Mbr	\$/Mbr	\$/Clim	Risk \$/Mbr
3.09	\$236	\$76	\$24
3.46	\$393	\$114	\$39
3.79	\$214	\$57	\$18
3.59	\$317	\$88	\$26
2.18	\$204	\$94	\$17
3.23	\$477	\$148	\$37
4.08	\$411	\$101	\$32
2.03	\$271	\$134	\$19
2.30	\$636	\$277	\$60

Automate referrals for more responsive care

With a referral function integrated into your workflow, you can automatically submit a referral to a provider or track referrals submitted for the continuum of care. Use the desktop platform or a proprietary mobile app that facilitates referrals to other providers in the Acclivity connected care network including specialists, home health care providers, palliative medicine specialists, and hospice.





Strengthen your bottom line

Achieve success with value-based care contracts with the help of an Acclivity advisor, who will listen to your goals and challenges and assess your opportunities to maximize your revenue. We can help assess prospective capitated payment models to determine whether proposed contracts will be lucrative and aligned with your goals. Once a contract is signed, we will evaluate your existing system's analytics and recommend solutions to ensure you have the right data to monitor and manage the success criteria for your specific contracts.



Achieve success with value-based care contracts with the help of an Acclivity advisor.

GET SUPPORT FOR CONTRACT REVIEW AND MAINTENANCE

Make intelligent decisions about whether proposed contracts will be lucrative and aligned with your goals. Once a contract is signed, the platform helps monitor performance.

MONITOR PERFORMANCE WITH PAYER METRICS

Track the specific value-based metrics your contract uses to gauge quality and outcomes. You'll see what kind of levels you need to hit in order for your practice to get bonuses and be able to monitor and manage the success criteria for your specific contracts.

RECEIVE DAILY REPORTS

Understand how patient care impacts the bottom line, with information about each patient's costs and utilization, as well as alerts and action items that can be completed during each visit.

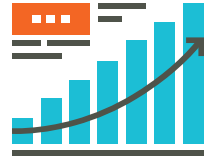
KEEP YOUR HCCs CURRENT AND MAXIMIZE YOUR REIMBURSEMENTS

Ensure your practice's risk score accurately reflects the level of high-risk patients you serve so you get the reimbursements you deserve.

Take care of your practice

As the seriously ill population grows and payers prompt PCPs to move into value-based care models, patient outcomes, patient experience, and resource utilization will increasingly impact revenue. Acclivity provides the kind of clarity you need to be proactive in your response to patients' needs, schedule staff efficiently, and meet the terms of your contracts.

Acclivity is more than a unique technology platform - as your committed partner, we provide the support you need to transform advanced care management and maximize your investment with us. We continuously respond to new developments in fee-for-service and value-based care for PCPs and provide the technology you need to succeed financially.



Transform advanced care management and get the technology you need to succeed financially.

NEXT STEPS...

To learn more about how your practice can thrive with Acclivity Health, contact us at [904 562 1368](tel:9045621368) or email info@acclivityhealth.com.

